

2015  
2016

# PEARD GROUP STATISTICS



premium property people

## CONTENTS

group totals	3
sales graphs	4
reiwa top groups	5
sales by suburb	6-11
reiwa top 100 by value sold	12-13
reiwa top 100 by listings sold	14-15

*The statistics quoted in this report are Peard Real Estate Group figures. Unless stated otherwise, the figures are for the financial year 1 July 2015 - 30 June 2016.*

## 2015/2016 GROUP TOTALS

number of properties sold	2,133
number of properties listed	2,870
listing to sales conversion	74%
value of properties sold	\$1,235,196,976
average sale price	\$579,089
number of suburbs sold in	216

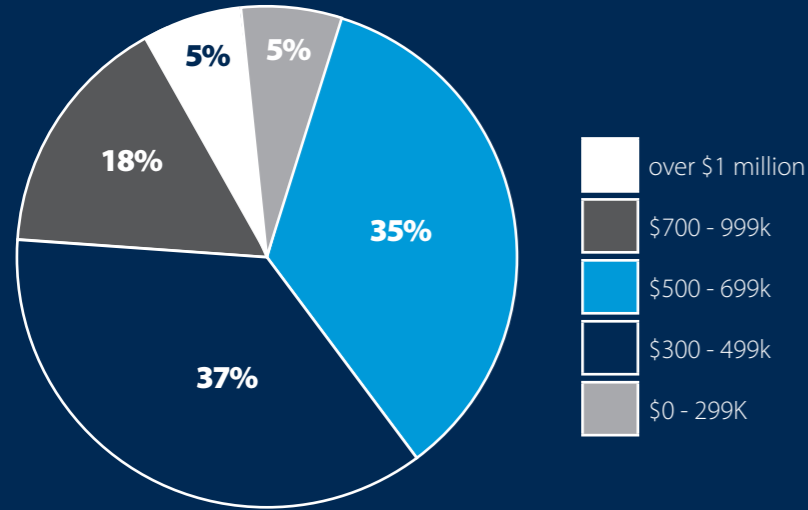
## 5 YEAR GROUP TOTALS 2011- 2016

number of properties sold	11,335
value of properties sold	\$6,540,393,829

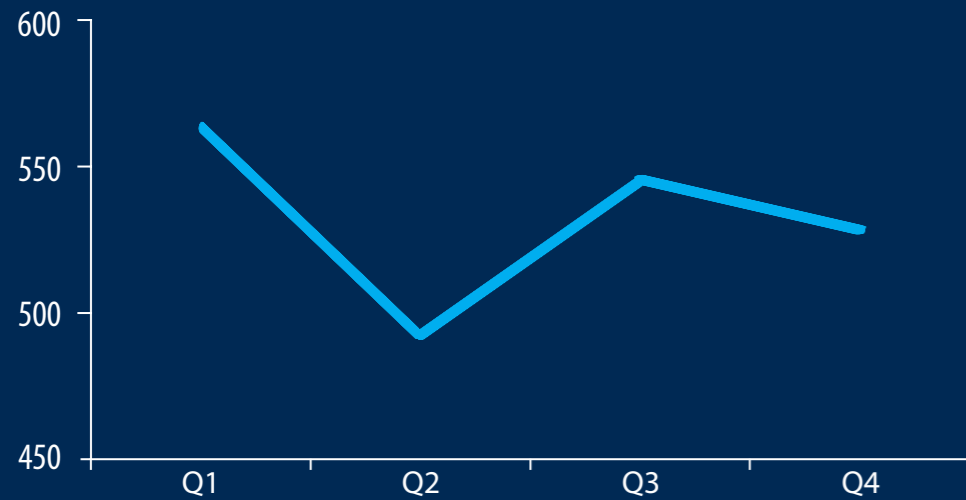
## 2015/2016 PEARD FINANCE

number of loans written	391
value of loans written	\$168,900,797

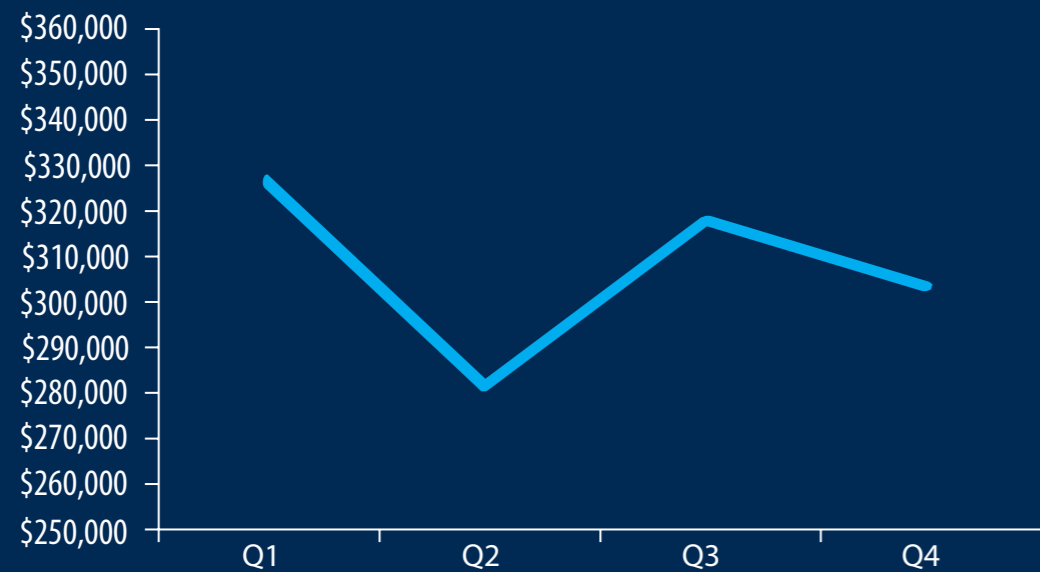
## PRICE RANGE COMPARISON



## NUMBER OF SALES PER QUARTER



## VALUE OF PROPERTY SOLD PER QUARTER



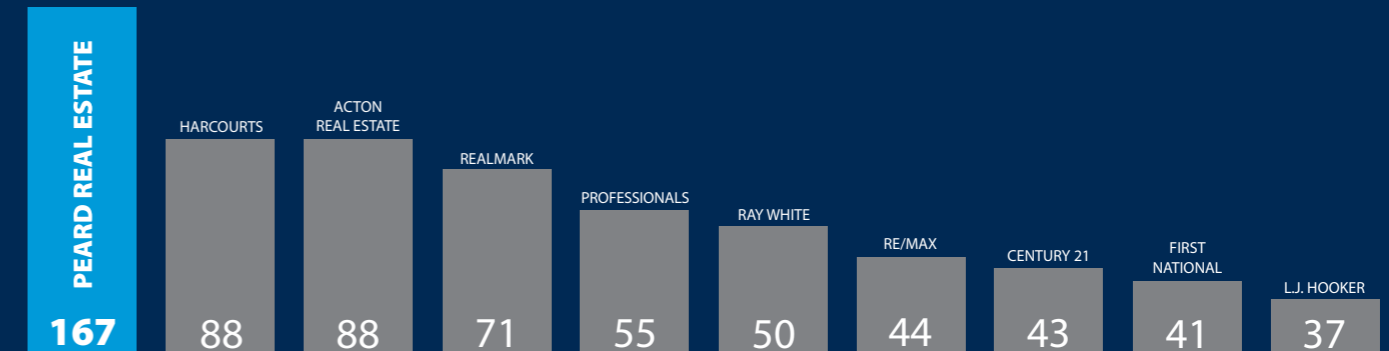
## REAL ESTATE INSTITUTE OF WA (REIWA) TOP GROUP BY NUMBER SOLD

1 JULY 2015 - 30 JUNE 2016

GROUP	NUMBER	VALUE	NUMBER OF BRANCHES
Professionals	2321	\$1,031,721,448	42
Ray White	2250	\$976,880,655	45
<b>PEARD GROUP</b>	<b>2002</b>	<b>\$1,175,264,217</b>	<b>12</b>
ACTON Real Estate	1679	\$1,186,315,059	19
Harcourts	1673	\$879,575,154	19
Realmark	1067	\$752,040,035	15
L.J. Hooker Operations WA	1048	\$568,515,774	28
First National	905	\$433,628,357	22
Re/Max	658	\$328,067,480	15
Century 21	607	\$281,543,502	14

## TOP GROUP AVERAGE NUMBER OF SALES PER BRANCH

1 JULY 2015 - 30 JUNE 2016



## TOP GROUP AVERAGE VALUE OF PROPERTIES SOLD PER BRANCH

1 JULY 2015 - 30 JUNE 2016



## NUMBER AND VALUE SOLD BY SUBURB

SUBURB	GROUP SALES 15/16	GROUP VALUE 15/16	5 YEAR GROUP SALES 2011-2016	5 YEAR GROUP VALUE SOLD 2011-2016
Alexander Heights	8	\$3,724,500.00	16	\$7,740,300.00
Alkimos	13	\$6,577,000.00	26	\$18,698,500.00
Ardross	2	\$1,900,000.00	3	\$2,442,000.00
Armadale	1	\$285,000.00	7	\$1,939,000.00
Ashby	8	\$4,030,000.00	56	\$28,885,000.00
Ashfield	1	\$280,000.00	2	\$590,000.00
Atwell	1	\$550,000.00	1	\$550,000.00
Aubin Grove	1	\$515,000.00	1	\$515,000.00
Australind	1	\$430,000.00	1	\$430,000.00
Aveley	23	\$12,152,000.00	72	\$37,502,000.00
Balcatta	21	\$11,463,500.00	158	\$84,262,700.00
Baldivis	45	\$20,965,000.00	247	\$124,582,500.00
Balga	26	\$10,048,250.00	169	\$68,564,755.00
Ballajura	6	\$2,806,000.00	8	\$3,654,000.00
Banksia Grove	20	\$8,479,000.00	155	\$62,703,223.00
Barragup	1	\$595,000.00	1	\$595,000.00
Bassendean	1	\$410,000.00	1	\$410,000.00
Bateman	1	\$740,000.00	6	\$3,660,000.00
Baynton	2	\$797,000.00	3	\$1,384,500.00
Bayswater	5	\$3,100,000.00	22	\$12,491,000.00
Beaconsfield	1	\$650,000.00	1	\$650,000.00
Beckenham	1	\$360,500.00	5	\$2,244,500.00
Bedford	1	\$750,000.00	1	\$750,000.00
Beechboro	2	\$895,000.00	7	\$2,905,000.00
Beeliar	2	\$800,000.00	2	\$800,000.00
Beldon	15	\$7,430,500.00	56	\$27,846,950.00
Bennett Springs	1	\$495,000.00	1	\$495,000.00
Bentley	3	\$1,399,000.00	5	\$2,347,000.00
Brabham	1	\$885,000.00	5	\$2,854,500.00
Broome	1	\$1,050,000.00	1	\$1,050,000.00
Bulgarra	2	\$505,000.00	2	\$505,000.00
Bull Creek	4	\$2,828,888.00	25	\$18,030,388.00
Bullsbrook	8	\$4,025,000.00	34	\$19,465,000.00
Burns Beach	19	\$16,264,000.00	91	\$79,177,305.00
Burswood	1	\$570,000.00	3	\$1,830,000.00
Butler	30	\$12,656,750.00	211	\$89,355,750.00

SUBURB	GROUP SALES 15/16	GROUP VALUE 15/16	5 YEAR GROUP SALES 2011-2016	5 YEAR GROUP VALUE SOLD 2011-2016
Camillo	4	\$1,324,000.00	7	\$2,241,000.00
Canning Vale	37	\$22,636,999.00	223	\$136,789,799.00
Cannington	2	\$938,000.00	7	\$2,624,400.00
Carine	32	\$25,488,000.00	134	\$108,795,500.00
Carlisle	3	\$620,900.00	3	\$620,900.00
Carramar	26	\$14,945,500.00	111	\$62,128,055.00
City Beach	2	\$2,350,000.00	2	\$2,350,000.00
Claremont	1	\$365,000.00	1	\$365,000.00
Clarkson	19	\$8,792,500.00	193	\$81,467,611.00
Cloverdale	1	\$415,000.00	5	\$2,905,000.00
Como	4	\$762,017.50	7	\$3,312,017.50
Connolly	4	\$2,455,000.00	30	\$21,674,754.00
Coodanup	1	\$290,000.00	19	\$6,304,000.00
Coolbinia	1	\$850,000.00	1	\$850,000.00
Cooloongup	3	\$1,105,000.00	68	\$21,988,000.00
Craigie	25	\$11,467,000.00	70	\$32,725,500.00
Crawley	1	\$680,000.00	1	\$680,000.00
Currambine	19	\$10,969,500.00	85	\$40,932,350.00
Darch	3	\$1,578,000.00	29	\$13,762,000.00
Dawesville	17	\$6,361,350.00	58	\$18,854,750.00
Dayton	1	\$370,000.00	1	\$370,000.00
Dianella	1	\$730,000.00	35	\$16,283,000.00
Doubleview	27	\$18,608,500.00	226	\$160,468,000.00
Dudley Park	5	\$1,501,000.00	39	\$15,676,000.00
Duncraig	58	\$44,180,500.00	238	\$178,372,771.00
Dwellingup	2	\$548,000.00	2	\$548,000.00
East Cannington	1	\$522,000.00	2	\$897,000.00
East Perth	3	\$1,057,500.00	18	\$6,600,000.00
East Victoria Park	29	\$16,391,315.00	51	\$30,421,544.00
Eden Hill	1	\$40,000.00	1	\$40,000.00
Edgewater	24	\$14,367,000.00	135	\$75,564,914.00
Eglinton	3	\$1,325,000.00	5	\$2,184,500.00
Ellenbrook	36	\$17,246,500.00	266	\$126,682,350.00
Erskine	4	\$1,874,000.00	47	\$16,897,500.00
Falcon	9	\$3,789,000.00	27	\$11,132,888.00
Ferndale	1	\$570,000.00	27	\$13,256,000.00

## NUMBER AND VALUE SOLD BY SUBURB

SUBURB	GROUP SALES 15/16	GROUP VALUE 15/16	5 YEAR GROUP SALES 2011-2016	5 YEAR GROUP VALUE SOLD 2011-2016
Furnissdale	1	\$411,000.00	2	\$596,000.00
Gidgegannup	1	\$850,000.00	1	\$850,000.00
Gingin	1	\$410,000.00	1	\$410,000.00
Girrawheen	2	\$702,124.00	40	\$14,669,724.00
Glendalough	2	\$755,000.00	10	\$4,390,000.00
Golden Bay	1	\$432,000.00	9	\$3,465,000.00
Gosnells	15	\$5,334,000.00	48	\$17,562,000.00
Greenfields	7	\$2,244,500.00	54	\$17,731,000.00
Greenwood	29	\$16,317,000.00	205	\$113,445,900.00
Gwelup	11	\$9,200,500.00	57	\$47,985,500.00
Halls Head	13	\$5,394,500.00	70	\$30,331,500.00
Hamel	1	\$75,000.00	1	\$75,000.00
Hamersley	10	\$5,369,500.00	34	\$17,595,500.00
Hamilton Hill	1	\$485,000.00	2	\$1,025,000.00
Hammond Park	1	\$528,000.00	3	\$1,568,000.00
Harrisdale	9	\$4,341,000.00	34	\$18,934,000.00
Heathridge	32	\$15,329,500.00	245	\$118,471,826.00
Henley Brook	1	\$528,000.00	16	\$9,580,000.00
Hillarys	54	\$51,619,500.00	317	\$291,328,350.00
Hocking	5	\$2,627,000.00	50	\$25,013,263.00
Huntingdale	4	\$1,552,500.00	11	\$4,549,500.00
Iluka	40	\$33,268,500.00	182	\$155,748,555.00
Inglewood	2	\$1,980,000.00	18	\$15,234,000.00
Innaloo	39	\$21,549,500.00	188	\$115,279,530.00
Jarrahdale	1	\$670,000.00	1	\$670,000.00
Jindalee	21	\$11,752,000.00	79	\$47,751,000.00
Jolimont	1	\$285,000.00	1	\$285,000.00
Joondalup	11	\$5,934,000.00	91	\$45,159,910.00
Joondanna	4	\$3,198,000.00	33	\$20,461,600.00
Kallaroo	24	\$18,335,000.00	105	\$77,986,500.00
Karrinyup	23	\$15,691,500.00	124	\$101,861,000.00
Kensington	2	\$49,825.00	3	\$804,825.00
Kenwick	1	\$379,000.00	4	\$1,486,000.00
Kewdale	1	\$360,000.00	1	\$360,000.00
Kingsley	84	\$49,533,500.00	416	\$247,550,279.95
Kinross	16	\$8,290,000.00	121	\$63,893,250.00

SUBURB	GROUP SALES 15/16	GROUP VALUE 15/16	5 YEAR GROUP SALES 2011-2016	5 YEAR GROUP VALUE SOLD 2011-2016
Koondoola	3	\$1,271,000.00	3	\$1,271,000.00
Lake Clifton	5	\$1,371,000.00	27	\$7,474,000.00
Lakelands	9	\$3,530,000.00	27	\$10,715,000.00
Landsdale	10	\$6,081,500.00	38	\$24,765,500.00
Langford	6	\$2,326,500.00	25	\$9,969,288.00
Leederville	3	\$1,445,000.00	11	\$5,634,000.00
Leeming	4	\$2,575,000.00	20	\$13,868,000.00
Lower Chittering	3	\$1,891,000.00	5	\$2,928,000.00
Lynwood	2	\$825,000.00	6	\$2,685,000.00
Madeley	5	\$2,853,500.00	28	\$16,717,000.00
Madora Bay	6	\$2,721,000.00	15	\$6,851,000.00
Mandurah	12	\$4,619,323.00	58	\$22,984,323.00
Marangaroo	1	\$430,000.00	24	\$11,627,000.00
Marmion	8	\$7,670,000.00	44	\$42,219,500.00
Maylands	9	\$5,411,000.00	19	\$11,485,543.00
Meadow Springs	32	\$12,943,000.00	77	\$32,482,500.00
Melville	1	\$585,000.00	3	\$2,349,000.00
Merriwa	11	\$4,034,500.00	82	\$30,155,450.00
Middle Swan	1	\$415,000.00	1	\$415,000.00
Midland	2	\$855,000.00	2	\$855,000.00
Mindarie	29	\$19,535,500.00	192	\$139,288,476.00
Mirrabooka	2	\$819,000.00	10	\$4,036,500.00
Morley	6	\$2,839,000.00	31	\$17,242,000.00
Mount Hawthorn	22	\$19,012,825.00	48	\$43,646,825.00
Mount Lawley	2	\$1,075,000.00	9	\$5,717,000.00
Mount Richon	1	\$532,000.00	1	\$532,000.00
Muchea	4	\$1,992,000.00	9	\$4,887,000.00
Mullaloo	14	\$9,802,500.00	105	\$75,799,000.00
Mundaring	2	\$900,000.00	2	\$900,000.00
Nedlands	1	\$430,000.00	7	\$6,200,000.00
Nollamara	31	\$14,278,000.00	256	\$114,043,599.00
Noranda	1	\$675,000.00	6	\$3,295,000.00
North Beach	14	\$10,137,000.00	61	\$49,760,500.00
North Perth	3	\$2,590,000.00	12	\$8,110,500.00
North Yunderup	1	\$700,000.00	6	\$2,809,000.00
Ocean Reef	44	\$31,397,000.00	148	\$110,285,554.00

## NUMBER AND VALUE SOLD BY SUBURB

SUBURB	GROUP SALES 15/16	GROUP VALUE 15/16	5 YEAR GROUP SALES 2011-2016	5 YEAR GROUP VALUE SOLD 2011-2016
Orelia	3	\$974,000.00	3	\$974,000.00
Padbury	51	\$26,961,258.00	318	\$171,369,466.00
Palmyra	1	\$580,000.00	2	\$1,475,000.00
Parkerville	1	\$380,000.00	1	\$380,000.00
Parklands	1	\$682,500.00	1	\$682,500.00
Parkwood	15	\$7,304,000.00	35	\$16,698,000.00
Pearsall	2	\$1,036,000.00	29	\$14,104,501.00
Perth	1	\$760,000.00	17	\$25,336,000.00
Piara Waters	4	\$2,152,000.00	36	\$21,629,500.00
Pinjarra	4	\$1,210,000.00	33	\$10,982,500.00
Port Kennedy	24	\$9,906,000.00	189	\$79,006,500.00
Queens Park	1	\$540,000.00	1	\$540,000.00
Quinns Rocks	47	\$23,875,000.00	271	\$146,077,500.00
Ravenswood	3	\$1,134,000.00	3	\$1,134,000.00
Redcliffe	1	\$555,000.00	1	\$555,000.00
Ridgewood	6	\$2,409,000.00	66	\$28,078,000.00
Riverton	1	\$790,000.00	8	\$5,492,000.00
Rockingham	30	\$12,294,500.00	160	\$64,148,500.00
Safety Bay	15	\$6,619,000.00	122	\$54,162,000.00
Salter Point	1	\$20,020.00	1	\$20,020.00
San Remo	1	\$360,000.00	2	\$1,020,000.00
Scarborough	72	\$48,246,000.00	409	\$266,962,489.00
Secret Harbour	17	\$10,640,000.00	132	\$75,969,500.00
Seville Grove	3	\$1,089,000.00	10	\$4,023,500.00
Shoalwater	10	\$5,492,500.00	83	\$40,425,500.00
Silver Sands	3	\$1,240,000.00	7	\$3,414,000.00
Sinagra	6	\$2,907,500.00	28	\$13,430,300.00
Singleton	3	\$1,035,000.00	13	\$5,488,500.00
Sorrento	32	\$28,617,500.00	166	\$156,932,550.00
South Fremantle	1	\$875,000.00	3	\$3,005,000.00
South Lake	2	\$930,000.00	3	\$1,518,000.00
South Yunderup	11	\$5,858,500.00	33	\$16,882,500.00
Southern River	1	\$707,000.00	24	\$14,153,000.00
Spencer Park	1	\$250,000.00	1	\$250,000.00
St James	3	\$1,394,231.25	6	\$4,012,231.25
Stirling	13	\$10,967,500.00	53	\$38,723,500.00

SUBURB	GROUP SALES 15/16	GROUP VALUE 15/16	5 YEAR GROUP SALES 2011-2016	5 YEAR GROUP VALUE SOLD 2011-2016
Stratton	1	\$328,000.00	2	\$628,000.00
Subiaco	2	\$953,000.00	14	\$9,905,700.00
Swanbourne	1	\$1,600,000.00	2	\$2,849,000.00
Tapping	19	\$10,542,500.00	125	\$65,722,100.00
The Vines	5	\$2,745,000.00	24	\$15,392,500.00
Thornlie	21	\$9,367,100.00	48	\$21,717,600.00
Trigg	7	\$6,670,000.00	23	\$26,092,500.00
Tuart Hill	2	\$848,000.00	28	\$13,994,000.00
Two Rocks	1	\$535,000.00	39	\$17,358,000.00
Upper Swan	1	\$570,000.00	1	\$570,000.00
Victoria Park	4	\$1,993,000.00	12	\$6,676,000.00
Waikiki	18	\$7,452,500.00	98	\$41,725,000.00
Wandi	1	\$430,000.00	1	\$430,000.00
Wannanup	1	\$365,000.00	22	\$7,049,000.00
Wanneroo	22	\$10,817,500.00	121	\$61,439,000.00
Warnbro	12	\$5,438,500.00	133	\$52,466,500.00
Waroona	3	\$195,000.00	24	\$6,389,500.00
Warwick	9	\$4,722,700.00	37	\$21,121,550.00
Waterford	1	\$845,000.00	1	\$845,000.00
Watermans Bay	7	\$8,268,000.00	28	\$31,050,000.00
Wellard	1	\$355,000.00	1	\$355,000.00
Wembley	17	\$15,692,000.00	101	\$88,126,666.00
Wembley Downs	5	\$5,327,000.00	35	\$30,115,500.00
West Leederville	2	\$1,330,000.00	29	\$21,999,888.00
West Perth	1	\$642,000.00	21	\$13,249,500.00
West Pinjarra	1	\$775,000.00	2	\$1,524,000.00
Westminster	9	\$3,817,000.00	66	\$27,134,800.00
Willetton	14	\$9,429,000.00	23	\$16,446,652.00
Wilson	1	\$729,000.00	1	\$729,000.00
Woodlands	2	\$1,282,000.00	19	\$14,896,000.00
Woodridge	6	\$3,002,000.00	39	\$20,456,000.00
Woodvale	36	\$24,339,100.00	152	\$102,828,770.00
Yanchep	28	\$13,227,500.00	160	\$77,147,000.00
Yangebup	1	\$445,000.00	4	\$1,840,000.00
Yarloop	5	\$900,000.00	18	\$3,849,000.00
Yokine	5	\$3,152,000.00	37	\$20,436,000.00

# REAL ESTATE INSTITUTE OF WA (REIWA) TOP 100 OFFICES BY VALUE SOLD

1 JULY 2015 - 30 JUNE 2016

RANK	BRANCH/OFFICE #	AGENCY	NUMBER	VALUE
<b>1</b>	<b>13530/0</b>	<b>PEARD REAL ESTATE HILLARYS</b>	<b>549</b>	<b>\$376,374,958</b>
2	13761/0	Space Real Estate	211	\$368,283,806
3	14805/0	Sell Lease Property	594	\$320,223,485
4	10100/0	Harber Real Estate	320	\$218,962,850
5	158607/0	Realmark Coastal	229	\$210,468,000
<b>6</b>	<b>13749/0</b>	<b>PEARD REAL ESTATE JOONDALUP</b>	<b>321</b>	<b>\$199,200,600</b>
7	14474/0	Harcourts Mandurah	445	\$185,616,562
8	14096/0	Attree Real Estate	338	\$177,302,254
9	158581/0 ^	SUMMIT REALTY SOUTH WEST	442	\$173,106,550
10	10976/0	Harcourts Alliance	292	\$169,497,388
11	12518/0	ACTON Cottesloe	99	\$167,101,054
12	13826/0	Abel McGrath Property Group	137	\$158,500,915
13	13931/0	ACTON Mandurah	322	\$155,280,650
14	10670/0	Abel McGrath the property people	168	\$149,072,300
15	14225/0	Altitude Real Estate	194	\$146,743,588
16	14223/0	RE/MAX Extreme	266	\$137,497,350
17	13897/0	ACTON Mount Lawley	190	\$137,342,725
18	14089/0	Bourkes	156	\$126,854,626
19	158962/0	LJ Hooker Claremont	84	\$116,944,500
20	13785/0	O'Neil Real Estate	294	\$116,257,268
21	13536/0	Platinum Realty Group	204	\$113,401,000
22	14351/0	ACTON Dalkeith	98	\$112,716,300
<b>23</b>	<b>14282/0</b>	<b>PEARD REAL ESTATE SCARBOROUGH</b>	<b>187</b>	<b>\$112,489,750</b>
24	14049/0	Ross & Galloway Property	132	\$111,174,500
25	14437/0	HKY Real Estate	214	\$108,970,750
<b>26</b>	<b>13638/0</b>	<b>PEARD REAL ESTATE MINDARIE</b>	<b>212</b>	<b>\$106,854,624</b>
27	-	RESULTS NOT DISPLAYED	-	-
28	10133/0	Professionals Stirling Clark	227	\$104,541,817
29	11283/0	Professionals Granger Clark	214	\$103,087,100
30	158954/0	Now Living Realty	291	\$102,010,620
31	13918/0	Harcourts Integrity	197	\$100,825,362
32	14354/0	One Residential	165	\$100,483,000
33	13779/0	Blackburne Property Group Pty Ltd	152	\$99,787,965
34	13596/2	Caporn Young Estate Agents Pty Ltd	101	\$99,560,500
35	10055/0 ^	Barr & Standley	265	\$98,580,950
36	158903/0	The Agency Your Property Partners	127	\$97,337,000
37	13596/0	Caporn Young Estate Agents Pty Ltd	87	\$95,664,577
38	14389/0	Minic Property Group	170	\$94,702,376
39	14448/0	Realestate 88	113	\$93,418,500
<b>40</b>	<b>158589/0</b>	<b>PEARD REAL ESTATE LEEDERVILLE</b>	<b>127</b>	<b>\$90,473,325</b>
<b>41</b>	<b>158579/0</b>	<b>PEARD REAL ESTATE CANNING VALE</b>	<b>171</b>	<b>\$88,164,887</b>
42	14116/0	Harcourts Applecross	69	\$86,986,500
43	11262/0	The Property Exchange	98	\$86,242,750
44	11266/0	ACTON Applecross	96	\$85,042,000
45	14243/0	Ray White Uxcel	179	\$84,966,944
46	13909/0	Terranovis Pty Ltd	326	\$83,782,000

47	14122/3 ^	Stocker Preston	129	\$82,921,000
48	158968/0	Indo-Pacific Property	115	\$82,161,220
49	14745/0	Realmark Premier	106	\$81,824,600
50	11156/0	Ray White Whiteman & Associates	181	\$81,140,175
51	10726/0	Paxton Hoad	77	\$79,747,500
52	10787/0	Shellabears	56	\$77,821,000
53	10482/0	Ian Hutchison Real Estate	105	\$76,893,455
54	13862/0	ACTON Rockingham	172	\$76,121,400
55	13596/3	Caporn Young Estate Agents Pty Ltd	92	\$76,107,159
56	158812/0	ACTON North	94	\$75,949,500
57	10850/0	LJ Hooker Thornlie - Canning Vale	160	\$75,053,000
58	10551/0	Davey Real Estate	97	\$73,770,500
59	14748/0	tm Residential	43	\$73,642,500
60	10210/0	First National Real Estate Druitt & Shead	116	\$72,191,166
61	13492/0	Earnshaws Real Estate	155	\$70,695,316
62	14546/0	Varga Realty	107	\$70,338,958
<b>63</b>	<b>14137/0</b>	<b>PEARD REAL ESTATE ROCKINGHAM</b>	<b>152</b>	<b>\$69,680,500</b>
64	10688/0	DethridgeGROVES Real Estate	102	\$69,584,535
65	158852/0	Realmark Whitfords	130	\$69,544,500
66	10867/0	Porter Matthews Metro	153	\$68,620,198
67	14363/0	Provincial Real Estate	100	\$68,557,000
68	13516/0	Abode Real Estate	63	\$68,189,000
69	14126/0	Brookwood Realty	115	\$68,121,388
70	13444/0	Jones Ballard Property Group	107	\$67,852,299
71	158639/0	Mint Real Estate	41	\$66,926,412
72	11204/0	Wright Real Estate	89	\$66,655,900
73	158809/0	Colleen Gandini Residential	51	\$66,535,500
74	14382/0 ^	JHY Realty	63	\$66,094,500
75	11278/0	Bexleys Real Estate	79	\$65,673,000
76	14429/0	Harcourts Realty Plus	122	\$65,170,500
77	10937/0	Central Paragon Property	88	\$63,776,688
78	10312/0 ^	Ray White Geraldton	195	\$62,746,000
79	13641/0	Property Selection Realty	111	\$62,629,100
80	14610/0	Yard Property	68	\$62,442,888
81	14482/0	Force Real Estate	109	\$62,344,606
82	14004/0	Ray White Ellenbrook	141	\$62,339,951
83	14637/0	Quinn Real Estate	110	\$61,438,199
84	14039/0	ACTON Fremantle	79	\$61,057,750
85	14169/0	Beaufort Realty	89	\$59,889,500
86	14743/0	WELSH Real Estate	121	\$57,484,500
87	158597/0	ACTON Coogee	99	\$56,932,000
88	14223/1	RE/MAX Extreme	122	\$56,664,750
89	10723/0	H & N Perry	182	\$56,459,000
90	14697/0	SCOOP Property	101	\$56,424,000
91	10368/0	Morgan Real Estate incl John Hayes & Sons	70	\$56,235,000
<b>92</b>	<b>14417/0</b>	<b>PEARD REAL ESTATE MANDURAH</b>	<b>141</b>	<b>\$55,922,573</b>
93	14810/0	Carlin Real Estate	99	\$55,494,025
94	14569/0	Pulse Property Group	63	\$55,423,000
95	14379/0	Realmark West	38	\$55,308,500
96	13495/0	Passmore Real Estate	89	\$55,279,500
97	14369/0	Century 21 Team Brockhurst	119	\$55,016,750
98	10424/0	Ray White North Quays	77	\$54,607,500
99	158574/0	Realmark North Coastal	82	\$54,588,451
100	13767/0	Empire Property Solutions	78	\$53,867,001

# REAL ESTATE INSTITUTE OF WA (REIWA) TOP 100 OFFICES BY LISTINGS SOLD

1 JULY 2015- 30 JUNE 2016

RANK	BRANCH/OFFICE #	AGENCY	NUMBER	VALUE
1	14805/0	Sell Lease Property	594	\$320,223,485
<b>2</b>	<b>13530/0</b>	<b>PEARD REAL ESTATE HILLARYS</b>	<b>549</b>	<b>\$376,374,958</b>
3	158581/0 ^	Summit Realty South West	442	\$173,106,550
4	14474/0	Harcourts Mandurah	441	\$184,204,562
5	14096/0	Attree Real Estate	338	\$177,302,254
<b>6</b>	<b>13749/0</b>	<b>PEARD REAL ESTATE JOONDALUP</b>	<b>321</b>	<b>\$199,200,600</b>
7	10100/0	Harber Real Estate	318	\$218,213,850
8	13931/0	ACTON Mandurah	317	\$154,528,650
9	10976/0	Harcourts Alliance	291	\$169,252,388
10	13785/0	O'Neil Real Estate	290	\$114,938,268
11	158954/0	Now Living Realty	275	\$94,833,570
12	14223/0	RE/MAX Extreme	265	\$137,207,350
13	10055/0 ^	Barr & Standley	265	\$98,580,950
14	10133/0	Professionals Stirling Clark	225	\$104,081,817
15	158607/0	Realmark Coastal	220	\$204,986,000
16	14437/0	HKY Real Estate	214	\$108,970,750
17	11283/0	Professionals Granger Clark	214	\$103,087,100
<b>18</b>	<b>13638/0</b>	<b>PEARD REAL ESTATE MINDARIE</b>	<b>212</b>	<b>\$106,854,624</b>
19	13761/0	Space Real Estate	211	\$368,283,806
20	13536/0	Platinum Realty Group	204	\$113,401,000
21	13918/0	Harcourts Integrity	196	\$100,611,362
22	10312/0 ^	Ray White Geraldton	195	\$62,746,000
23	14225/0	Altitude Real Estate	194	\$146,743,588
24	13897/0	ACTON Mount Lawley	190	\$137,342,725
<b>25</b>	<b>14282/0</b>	<b>PEARD REAL ESTATE SCARBOROUGH</b>	<b>187</b>	<b>\$112,489,750</b>
26	11156/0	Ray White Whiteman & Associates	181	\$81,140,175
27	14243/0	Ray White Uxcel	179	\$84,966,944
28	13862/0	ACTON Rockingham	172	\$76,121,400
<b>29</b>	<b>158579/0</b>	<b>PEARD REAL ESTATE CANNING VALE</b>	<b>171</b>	<b>\$88,164,887</b>
30	14389/0	Minic Property Group	170	\$94,702,376
31	10069/0 ^	Geraldton Property Team	169	\$51,652,500
32	10670/0	Abel McGrath the property people	168	\$149,072,300
33	14354/0	One Residential	165	\$100,483,000
34	10850/0	LJ Hooker Thornlie - Canning Vale	159	\$74,698,000
35	14089/0	Bourkes	156	\$126,854,626
36	10867/0	Porter Matthews Metro	153	\$68,620,198
<b>37</b>	<b>14137/0</b>	<b>PEARD REAL ESTATE ROCKINGHAM</b>	<b>152</b>	<b>\$69,680,500</b>
38	13554/0 ^	Arthur Johnston Snowball	149	\$50,649,500
39	13492/0	Earnshaws Real Estate	142	\$67,252,316
40	14004/0	Ray White Ellenbrook	141	\$62,339,951
<b>41</b>	<b>14417/0</b>	<b>PEARD REAL ESTATE MANDURAH</b>	<b>141</b>	<b>\$55,922,573</b>
42	13826/0	Abel McGrath Property Group	137	\$158,500,915
43	14049/0	Ross & Galloway Property	131	\$109,954,500
44	158852/0	Realmark Whitfords	130	\$69,544,500
45	158903/0	The Agency Your Property Partners	127	\$97,337,000
<b>46</b>	<b>158589/0</b>	<b>PEARD REAL ESTATE LEEDERVILLE</b>	<b>127</b>	<b>\$90,473,325</b>

47	14427/0	Professionals Rockingham	126	\$50,888,500
48	10005/0	Armada Real Estate	126	\$47,524,690
49	10262/0	Elders Real Estate	126	\$32,838,999
50	10219/0	Ray White Rockingham	124	\$46,815,000
51	14122/3 ^	Stocker Preston	122	\$80,931,500
52	14429/0	Harcourts Realty Plus	122	\$65,170,500
53	14223/1	RE/MAX Extreme	122	\$56,664,750
54	14743/0	WELSH Real Estate	121	\$57,484,500
55	14369/0	Century 21 Team Brockhurst	119	\$55,016,750
56	14352/0	David Evans Rockingham	119	\$49,659,000
57	10210/0	First National Real Estate Druitt & Shead	116	\$72,191,166
58	158951/0	Ray White Corby & Co	116	\$53,244,000
59	14126/0	Brookwood Realty	115	\$68,121,388
60	14122/0 ^	Stocker Preston	115	\$47,663,500
61	10810/0 ^	Southern Districts Estate Agency	113	\$42,958,200
62	158793/0	Coulson & Co	113	\$42,573,799
63	14448/0	Realestate 88	112	\$91,718,500
64	13641/0	Property Selection Realty	111	\$62,629,100
65	14637/0	Quinn Real Estate	110	\$61,438,199
66	14433/0 ^	Kalgoorlie Metro Property Group	110	\$36,741,000
67	14482/0	Force Real Estate	109	\$62,344,606
68	14546/0	Varga Realty	107	\$70,338,958
69	13444/0	Jones Ballard Property Group	107	\$67,852,299
70	14745/0	Realmark Premier	106	\$81,824,600
71	10482/0	Ian Hutchison Real Estate	105	\$76,893,455
72	158645/0	Realmark Central	105	\$46,978,776
73	10688/0	DethridgeGROVES Real Estate	102	\$69,584,535
74	14227/0	Martino Property Group Pty Ltd	102	\$50,114,000
75	13596/2	Caporn Young Estate Agents Pty Ltd	101	\$99,560,500
76	14363/0	Provincial Real Estate	100	\$68,557,000
77	13646/0 ^	Margaret River Real Estate First National	100	\$48,995,010
<b>78</b>	<b>158652/0</b>	<b>PEARD REAL ESTATE SWAN VALLEY</b>	<b>100</b>	<b>\$48,612,500</b>
79	14350/0	Verse Property Group	100	\$46,097,554
80	12518/0	ACTON Cottesloe	99	\$167,101,054
81	158597/0	ACTON Coogee	99	\$56,932,000
82	14810/0	Carlin Real Estate	99	\$55,494,025
83	14351/0	ACTON Dalkeith	98	\$112,716,300
84	11262/0	The Property Exchange	98	\$86,242,750
85	10551/0	Davey Real Estate	97	\$73,770,500
86	14285/0	Aquila Realty	97	\$49,527,060
87	10321/0	Kevin Green Real Estate	97	\$35,462,000
88	11266/0	ACTON Applecross	96	\$85,042,000
89	14521/0 ^	Ray White Narrogin & Districts	96	\$16,650,950
90	10217/0 ^	Professionals Geraldton	95	\$22,016,000
91	158812/0	ACTON North	94	\$75,949,500
92	10723/0	H & N Perry	94	\$35,935,000
93	10920/0 ^	First National Real Estate Kalgoorlie	94	\$22,885,500
94	13930/0	Avenue One Property Group	93	\$49,963,396
95	13418/0 ^	John Matthew & Sons	93	\$30,316,500
96	13596/3	Caporn Young Estate Agents Pty Ltd	92	\$76,107,159
97	10338/0	Mandurah Estate Agency	92	\$40,511,888
98	14442/0	1st Place Realty	92	\$39,264,500
99	14472/0	1 On 1 Realty	91	\$44,479,249
100	11204/0	Wright Real Estate	89	\$66,655,900

^Country Office/Salesperson



